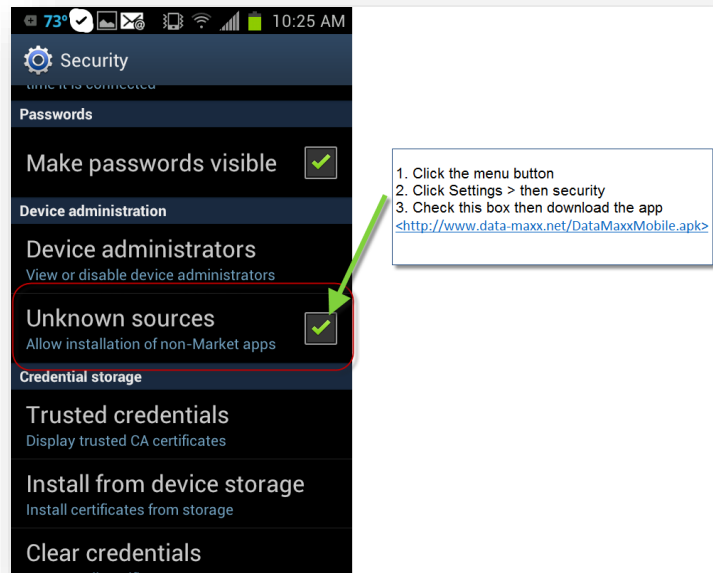
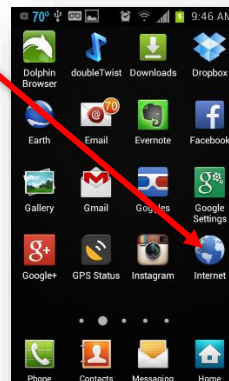


How to Install Datamaxx on Android Phone or Tablet

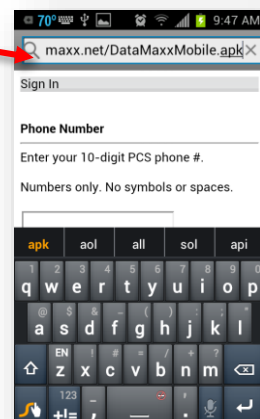
1. Add ability to install Datamaxx app



2. Click on your apps icon and find the internet browser app



3. Type www.data-maxx.net/DataMaxxMobile.apk in the address bar. (CASE SENSITIVE)



4. Swipe your finger down from the top left corner and a screen like this should appear with the download. Tap the download and follow the prompts to install the app

